

# 2023 POPULATION CENSUS

November 2024



# TABLE OF CONTENTS

<b>Introduction</b> .....	<b>3</b>
<b>1. Evolution and main characteristics of the resident population</b> .....	<b>4</b>
1.1. Monaco's population is rising, reaching 38,367 in 2023 .....	4
1.2. Monte-Carlo is the most populated district.....	5
1.3. The gender balance moving towards parity .....	6
1.4. An ageing resident population .....	7
1.5. One resident in two over the age of majority is married .....	9
1.6. Monegasque nationals are the most represented among the 141 nationalities registered in 2023.....	10
1.7. The growth of international communities over the censuses.....	11
1.8. Demographic characteristics that differ by nationality .....	13
1.9. More than 5,000 people have moved to Monaco since the last census .....	14
1.10. More than a third of residents are employed in Monaco .....	17
1.11. Monaco's crèches cater for almost 40% of residents aged 2 or under.....	18
<b>2. Main characteristics of the housing</b> .....	<b>19</b>
2.1. More than 21,000 housing units in Monaco in 2023.....	19
2.2. The vast majority of housing in Monaco is in the private sector.....	20
<b>Methodological note</b> .....	<b>21</b>

## Introduction

The population census enables to count and get a better understanding of the inhabitants and housing in a given area. In Monaco, this operation was carried out for the first time in 1757. Since the end of the 19<sup>th</sup> century, census surveys have been conducted regularly to measure demographic trends.

The last general census of the population in the Principality was carried out in 2016, when Monaco Statistics performed an exhaustive survey involving 50 enumerators in the field.

Following this operation, Monaco Statistics began to reflect on a change of method aimed at switching from a so-called ‘traditional’ census (by survey) to a so-called ‘register-based’ census, which involves using administrative databases. This is also the choice made by more and more countries around the world, due to advances in technology and the widespread digitalisation of a great deal of information in recent years.

The advantages of this approach are a significant reduction in costs (financial and human), while at the same time making it possible to increase the frequency of availability of results. This new version of the census makes it possible to have annual data on the number of inhabitants and housing units and their main characteristics, whereas the traditional census was only carried out every 8 to 10 years. This new register-based method was validated in 2023 by the Scientific Council for Statistics and Economic Studies and subsequently by the Government and the Prince’s Palace of Monaco.

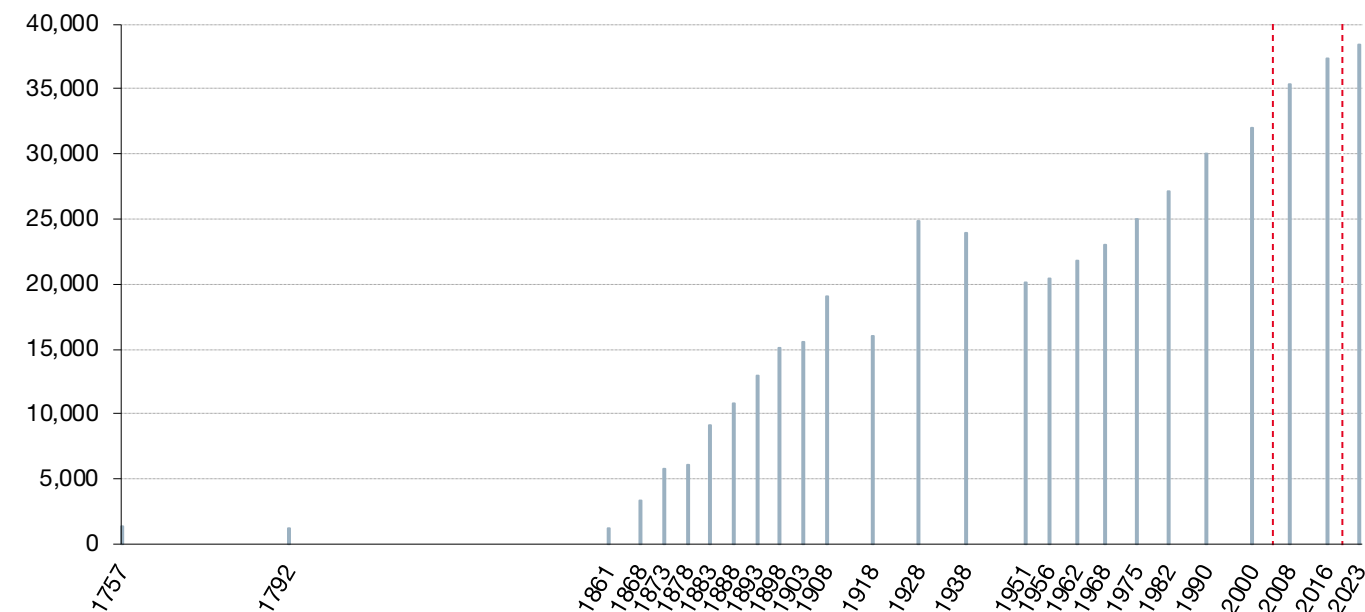
This report on the 2023 population census therefore provides the first statistics to be compiled using the register-based approach. Comparisons with previous years should be treated with caution due to this change in methodology.

# 1. Evolution and main characteristics of the resident population

## 1.1. Monaco's population is rising, reaching 38,367 in 2023

Since the first census in 1757, the Principality of Monaco has undergone several changes, particularly territorial. These events have had an impact on the size of the population over the centuries and on the frequency of censuses, which were carried out every ten years on average.

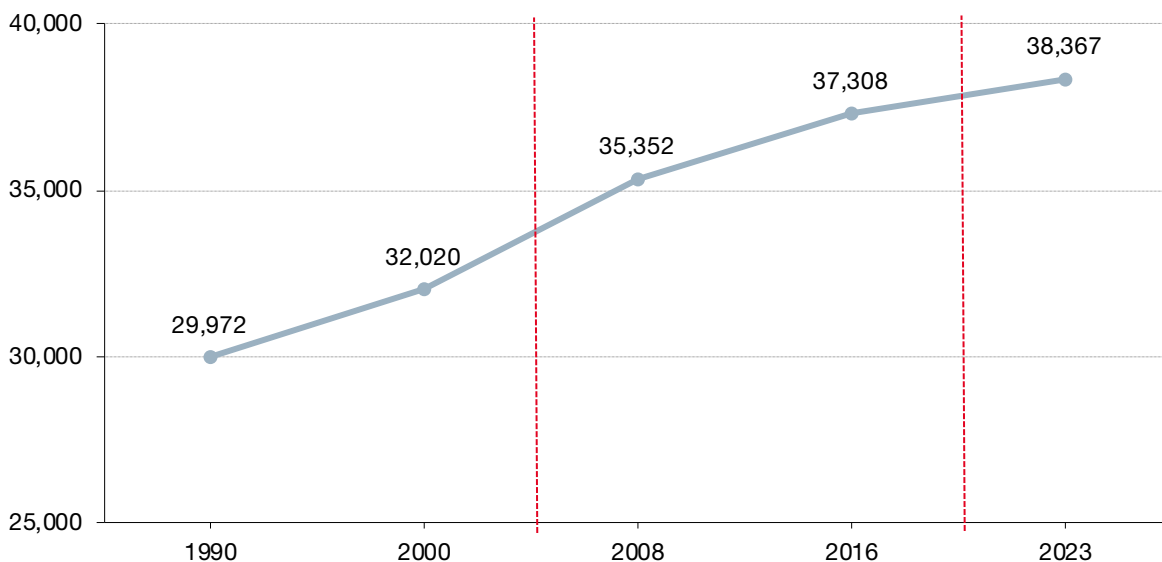
Figure 1. Change in resident population from 1757 to 2023



Change in calculation method

Source: Monaco Statistics – Population censuses

Figure 2. Change in resident population from 1990 to 2023



Change in calculation method

Source: Monaco Statistics – Population censuses

As of 31 December 2023, the Principality of Monaco had 38,367 inhabitants. The population increased by 2.8% compared with the previous census in 2016, i.e. by more than a thousand additional residents.

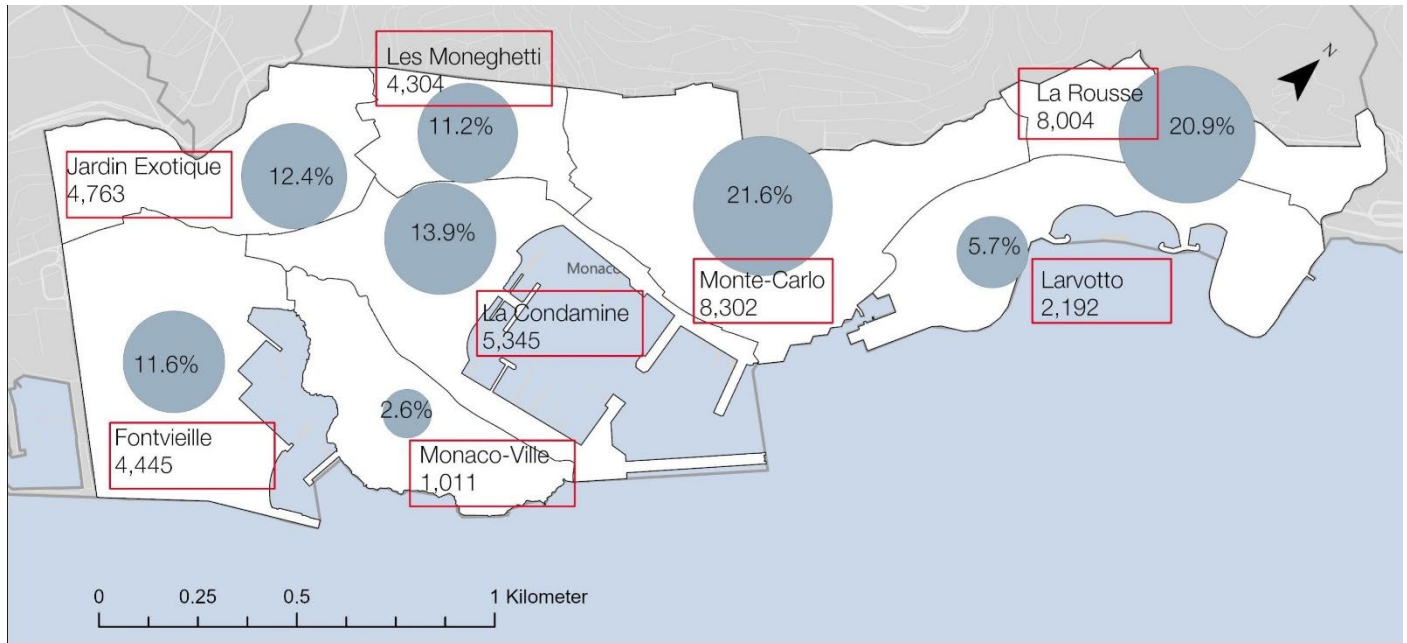
The population has grown by nearly 8,500 since 1990 and has almost doubled since 1951.

## 1.2. Monte-Carlo is the most populated district

The Principality's cramped territory has an average population density of 18,445.7 inhabitants per km<sup>2</sup>.

Monaco is administratively divided into different ordered districts<sup>1</sup>, each with its own specific characteristics. The size of the resident population differs greatly from one area to another.

**Figure 3. Number and share of residents by district in 2023**



Note: The districts are defined by the Sovereign Order no. 4,481 of 13 September 2013. The “Ravin Sainte-Dévote” has been incorporated into the district “Les Moneghetti”.

Source: Monaco Statistics – 2023 Population census

Monte-Carlo accounts for 21.6% of residents, followed by La Rousse (20.9%). Together, these districts represent more than four out of ten residents.

With just over 1,000 inhabitants, Monaco-Ville is the Principality's least populated district (2.6%), behind Larvotto (2,192 residents, or 5.7% of the population).

The populations of the Condamine, Jardin Exotique, Fontvieille and Moneghetti districts are relatively homogeneous at around 5,000 inhabitants each (i.e. between 11.2% and 13.9% of all residents).

<sup>1</sup> [Sovereign Order no. 4,481 of 13 September 2013](#)

### 1.3. The gender balance moving towards parity

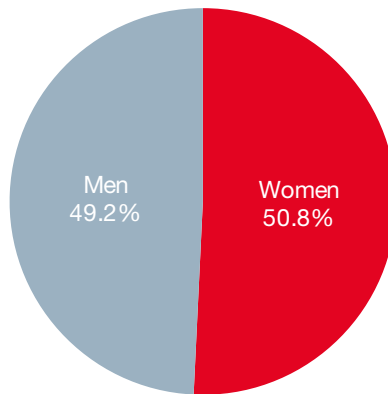
Like other countries on the European continent, the population of the Principality of Monaco has been close to parity between men and women for several decades.

Table 1. Resident population by gender 2016 and 2023

	2016	2023	Variation
Men	18,240	18,892	3.6%
Women	19,068	19,475	2.1%
<b>Total</b>	<b>37,308</b>	<b>38,367</b>	<b>2.8%</b>

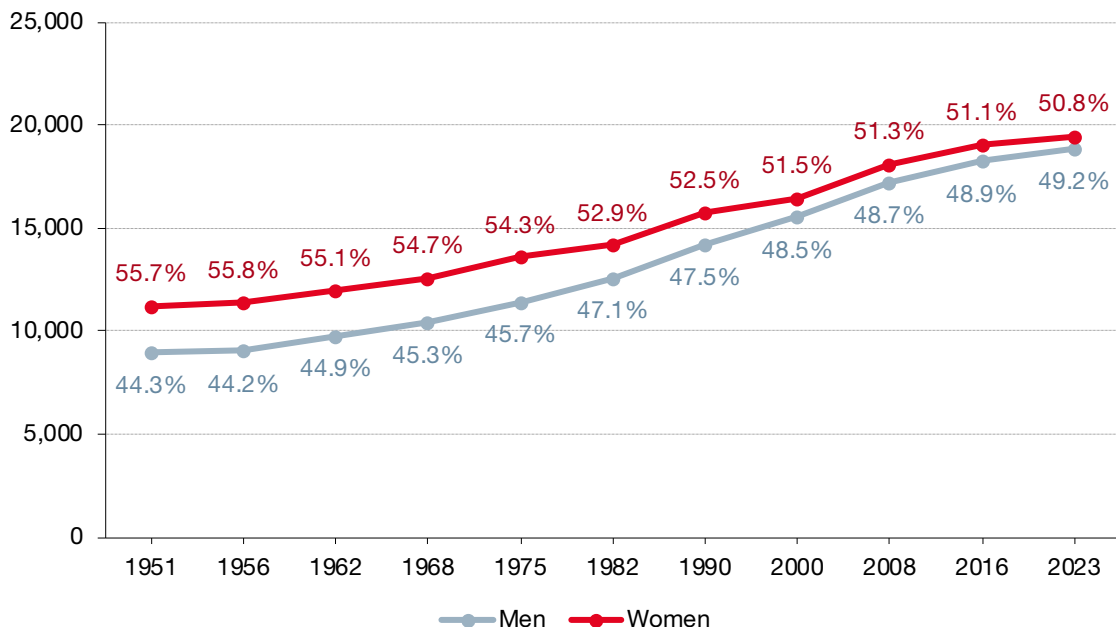
Source: Monaco Statistics – Population censuses

Figure 4. Breakdown of resident population by gender in 2023



Source: Monaco Statistics – 2023 Population census

Figure 5. Change in the breakdown of the resident population by gender from 1951 to 2023



Source: Monaco Statistics – Population censuses

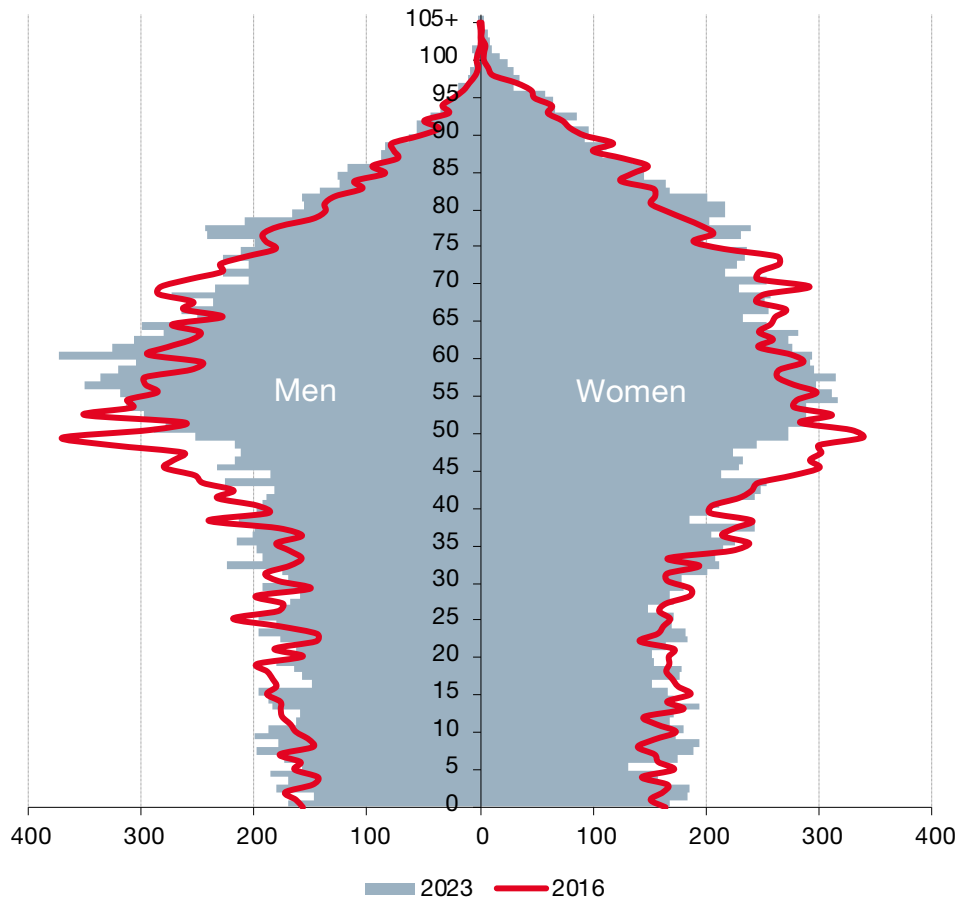
Women represent 50.8% of Monaco's resident population in 2023, i.e. 19,475 women for 18,892 men.

Since 1951, the breakdown between men and women has tended to balance out. The gender gap was 11.4 points in 1951, 5.0 points in 1990 and 1.5 points in 2023.

## 1.4. An ageing resident population

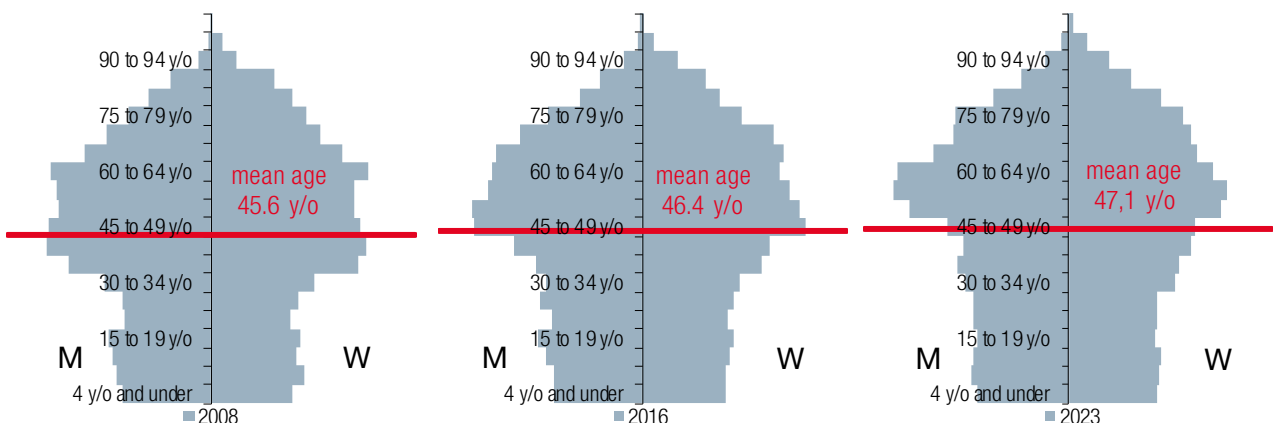
The population pyramid for Monaco residents is atypical, with a high proportion of people aged between 45 and 64.

Figure 6. Resident population pyramids in 2016 and 2023 (numbered)



Source: Monaco Statistics – 2023 Population census

Figure 7. Change in resident population pyramid (%) and mean age 2008, 2016 and 2023

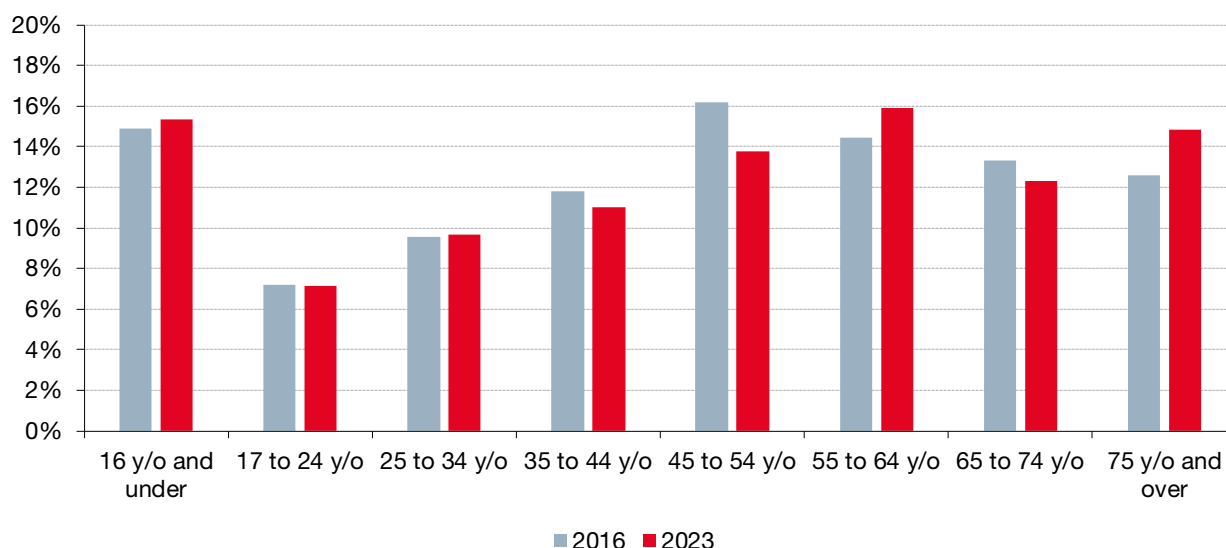


Source: Monaco Statistics – 2023 Population census

While the structure of the population pyramid has changed little for the under-40s between 2016 and 2023, the proportion of the population aged over 50 has increased, leading to a rise in the mean age of the population through successive censuses.

The mean age of residents reaches 47.1 years in 2023. This is higher than in 2016 (46.4 years), which was itself higher than in 2008 (45.6 years).

**Figure 8. Resident population by age group 2016 and 2023**



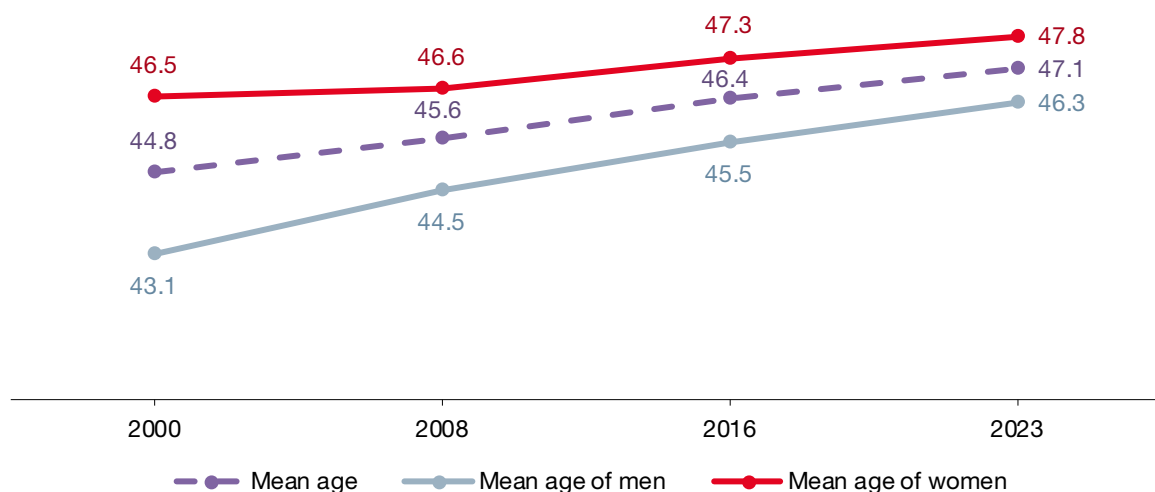
Source: Monaco Statistics – Population censuses

In 2023, almost 15% of the population is aged 75 or over, compared with 12.6% in 2016. With an additional 2.3 points, this is the age group that has seen the biggest increase, while the population aged 45 to 54 has fallen by the same proportion (-2.4 points).

15.4% of the population is aged 16 or under in 2023, up 0.5 points compared with 2016.

The shares of residents aged 17-34 remained stable over the period. People aged 35 to 44 are slightly less represented than in 2016, as are those aged 65 to 74. On the other hand, the proportion of residents aged 55 to 64 has increased (+1.4 points).

**Figure 9. Change in the mean age of residents by gender from 2000 to 2023**



Source: Monaco Statistics – Population censuses

The mean age of residents has risen by 2.2 years since 2000. In 2023, the mean age of women is 47.8, compared with 46.3 for men.

The gender gap has narrowed significantly since 2000, from 3.3 years to 1.4 years in 2023.



## 1.5. One resident in two over the age of majority is married

There are five distinct family situations under Monegasque legislation:

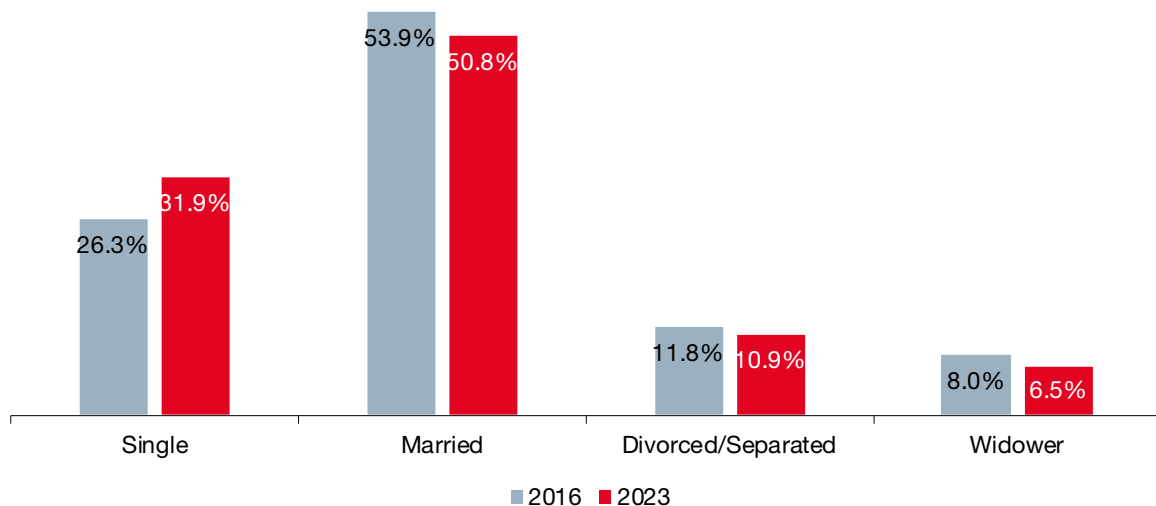
- single: a person who has never been married;
- married: a person who is married to another person of the opposite gender;
- widower: a person whose spouse has died;
- divorced: a person whose marriage has been dissolved by a divorce decree or agreement, recorded in the margin of the marriage certificate and birth certificate;
- separated: a married person for whom a judgment of legal separation has been entered in the margin of the marriage certificate.

**Table 2. Breakdown of resident population by family situation in 2023**

	Number of residents
17 y/o and under	6,229
Single	10,248
Married	16,315
Divorced/Separated	3,492
<i>Divorced</i>	3,115
<i>Separated</i>	378
Widower	2,083
<b>Total</b>	<b>38,367</b>

Source: Monaco Statistics – 2023 Population census

**Figure 10. Family situation of residents over the age of majority in 2016 and 2023**



Source: Monaco Statistics – Population censuses

In 2023, among the 32,138 residents aged 18 or over, more than 16,000 are married and more than 10,000 are single.

The proportion of married residents over the age of majority is down 3.1 points lower than 2016, while the proportion of single residents has risen sharply from 26.3% to 31.9%.

## 1.6. Monegasque nationals are the most represented among the 141 nationalities registered in 2023

As a cosmopolitan city-state, Monaco is home to nearly 150 different nationalities, particularly among its working and schooling population. The resident population of the Principality is no exception.

**Table 3. Most common nationalities of residents, rate of multi-nationality and breakdown by gender in 2023**

	Number	Share of total population	% of multi nationalities	Share of men	Share of women
Monegasque	9,179	23.9%	n.a.	45.8%	54.2%
French	8,473	22.1%	6.2%	47.8%	52.2%
Italian	7,515	19.6%	9.8%	54.2%	45.8%
British	2,870	7.5%	18.4%	54.7%	45.3%
Russian	1,199	3.1%	34.4%	43.4%	56.6%
Swiss	1,186	3.1%	23.7%	52.1%	47.9%
Belgian	1,023	2.7%	7.8%	53.3%	46.7%
German	927	2.4%	13.7%	49.3%	50.7%
Portuguese	494	1.3%	8.0%	52.1%	47.9%
Dutch	491	1.3%	7.8%	55.8%	44.2%
Greek	453	1.2%	15.4%	52.9%	47.1%
American	449	1.2%	40.7%	41.0%	59.0%
Canadian	355	0.9%	41.6%	52.2%	47.8%
Swedish	335	0.9%	12.2%	48.7%	51.3%
Spanish	316	0.8%	26.0%	53.9%	46.1%
Ukrainian	285	0.7%	11.4%	34.7%	65.3%
Danish	267	0.7%	6.3%	56.9%	43.1%
Austrian	241	0.6%	11.6%	57.4%	42.6%
Lebanese	233	0.6%	42.8%	51.5%	48.5%
Romanian	230	0.6%	16.1%	35.1%	64.9%
Australian	225	0.6%	31.9%	55.4%	44.6%
Filipino	216	0.6%	4.6%	28.5%	71.5%
Irish	202	0.5%	32.2%	57.2%	42.8%
Brazilian	195	0.5%	51.6%	43.0%	57.0%
Moroccan	191	0.5%	11.5%	43.5%	56.5%
Cypriot	190	0.5%	70.3%	53.0%	47.0%
Polish	165	0.4%	17.6%	41.2%	58.8%
Turkish	160	0.4%	50.7%	51.6%	48.4%
Israeli	148	0.4%	58.5%	57.0%	43.0%
Japanese	115	0.3%	5.5%	34.5%	65.5%

Note: Some residents have more than one nationality. In this case, they are counted in as many communities as they have nationalities. On the other hand, the Monegasques, whether they have a single nationality or several, are only counted as 'Monegasque'.

Source: Monaco Statistics – 2023 Population census

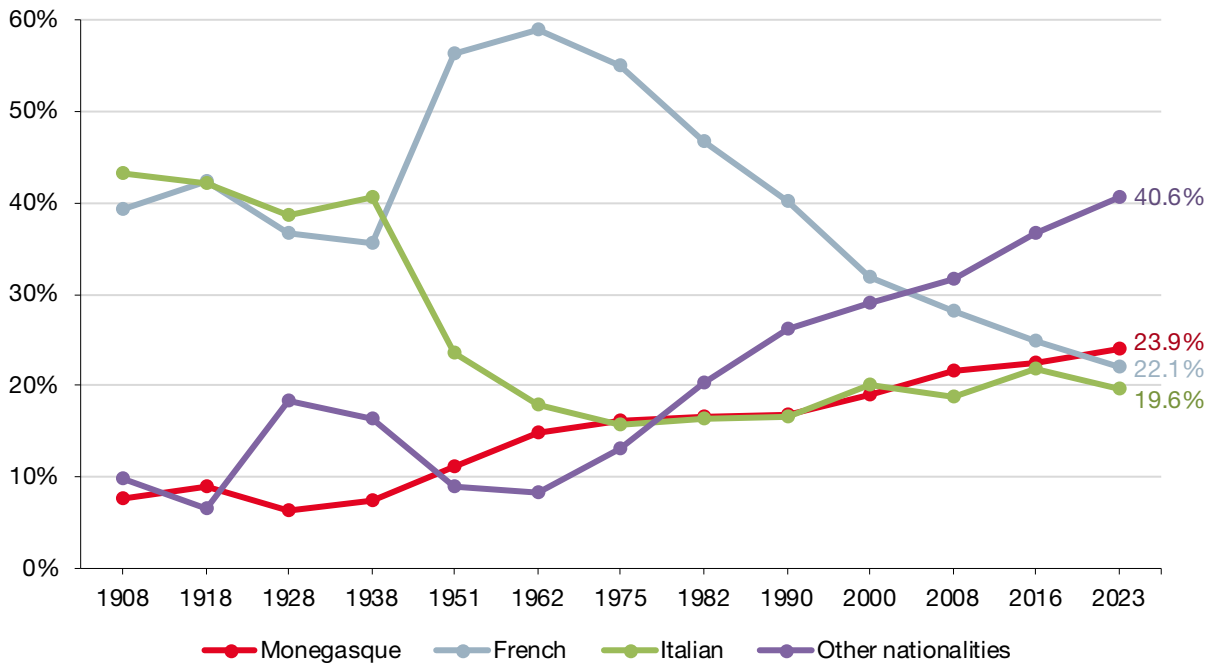
In 2023, 141 different nationalities were represented among the Principality's residents. The Monegasques were the most numerous, with 9,179 people, followed by the French (8,473) and Italians (7,515). The British are close to 3,000, while the Russians, Swiss and Belgians each have more than 1,000 nationals.

Among Americans, Canadians, and Lebanese, more than four out of ten residents have multiple nationalities. The Austrians, Danish and Dutch have the highest proportion of men, while the Ukrainians, Romanians and Americans have the highest proportion of women.

## 1.7. The growth of international communities over the censuses

Changes in the population over time are the result of various phenomena, the main ones being the natural balance (the difference between the number of births and deaths over the period) and net migration (the difference between arrivals and departures in the territory). In terms of statistics by nationality, the acquisition of Monegasque nationality (through naturalisation or marriage) may also play a role.

Figure 11. Change in the most represented nationalities from 1908 to 2023



Source: Monaco Statistics – Population censuses

In 2023, for the first time, Monegasque nationals become the most represented in the Principality, accounting for 23.9% of the population. Between 1908 and 1938, the Monegasques accounted for less than one in ten residents, and their proportion has risen steadily since then.

Conversely, the French, who accounted for almost 60% in 1962, have seen their share decline to 22.1% in 2023. The proportion of Italians, meanwhile, has remained relatively stable since 1962, and represents 19.6% of the population in 2023.

More than four out of ten residents are of a nationality other than the three mentioned above in 2023, compared with less than one in ten in 1962.

Table 4. Number and mean age of residents of the 30 most represented nationalities in 2016 and 2023

	Census		Mean age		Variation in nationality	
	2016	2023	2016	2023	Value	Volume
Monegasque	8,378	9,179	44.9	45.1	+801	+9.6%
Russian	749	1,199	33.6	39.8	+451	+60.2%
Ukrainian	99	285	33.1	31.7	+185	+186.8%
Cypriot	64	190	36.1	39.6	+126	+197.2%
Israeli	51	148	43.6	49.3	+97	+190.6%
American	366	449	40.8	42.2	+83	+22.6%
British	2,795	2,870	46.2	49.0	+75	+2.7%
Turkish	90	160	52.7	57.9	+70	+78.6%
Romanian	163	230	37.2	38.7	+68	+41.8%
Australian	173	225	43.2	44.7	+52	+30.0%
Greek	401	453	48.0	52.1	+51	+12.8%
Filipino	167	216	48.3	50.1	+49	+29.2%
Canadian	311	355	50.7	51.6	+44	+14.0%
Polish	123	165	43.7	43.6	+42	+33.8%
Lebanese	195	233	46.8	48.6	+37	+19.2%
Brazilian	160	195	35.5	42.3	+35	+21.7%
Irish	173	202	40.0	46.7	+29	+16.6%
Spanish	294	316	43.8	50.7	+22	+7.6%
German	907	927	47.4	48.9	+20	+2.2%
Japanese	95	115	37.0	42.3	+20	+20.6%
Danish	248	267	42.1	43.4	+19	+7.5%
Swedish	323	335	42.2	44.6	+12	+3.9%
Austrian	238	241	43.1	45.9	+3	+1.2%
Swiss	1,187	1,186	54.2	54.9	-1	-0.1%
Portuguese	523	494	38.2	41.6	-29	-5.6%
Moroccan	239	191	43.0	53.0	-48	-20.0%
Belgian	1,073	1,023	52.0	53.0	-50	-4.7%
Dutch	555	491	50.7	54.1	-64	-11.5%
Italian	8,172	7,515	46.1	48.9	-657	-8.0%
French	9,286	8,473	46.5	46.3	-814	-8.8%

Note 1: Some residents have more than one nationality. In this case, they are counted in as many communities as they have nationalities. On the other hand, Monegasques, whether they have a single nationality or several, are only counted as 'Monegasque'.

Note 2: Negative variations should be treated with caution. Indeed, part of the drop in the number of nationals of one nationality may correspond to residents having acquired Monegasque nationality between 2016 and 2023.

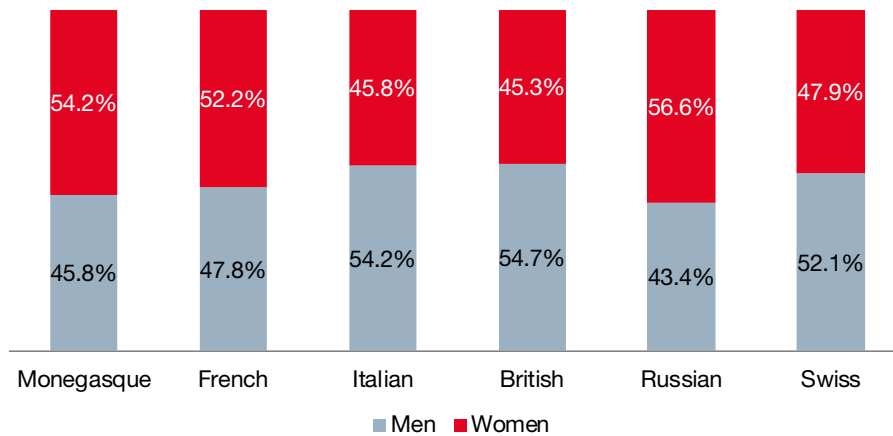
Source: Monaco Statistics – Population censuses

Between the 2016 and 2023 censuses, the number of French and Italian residents fell by 814 and 657 respectively. Apart from the Monegasque nationality, it is the Russian population that has grown the most (451 additional residents, or more than 60%). The number of Ukrainians almost tripled over the period, as did the number of Cypriots and Israelis.

## 1.8. Demographic characteristics that differ by nationality

Some disparities appear among the nationals of the most represented nationalities in 2023.

Figure 12. Breakdown of men and women by nationality in 2023



Source: Monaco Statistics – 2023 Population census

Women are more represented than in the resident population (50.8%) among Monegasques, French and Russians, reaching almost 57% in the latter community. The Italian, British and Swiss populations, on the other hand, are predominantly male.

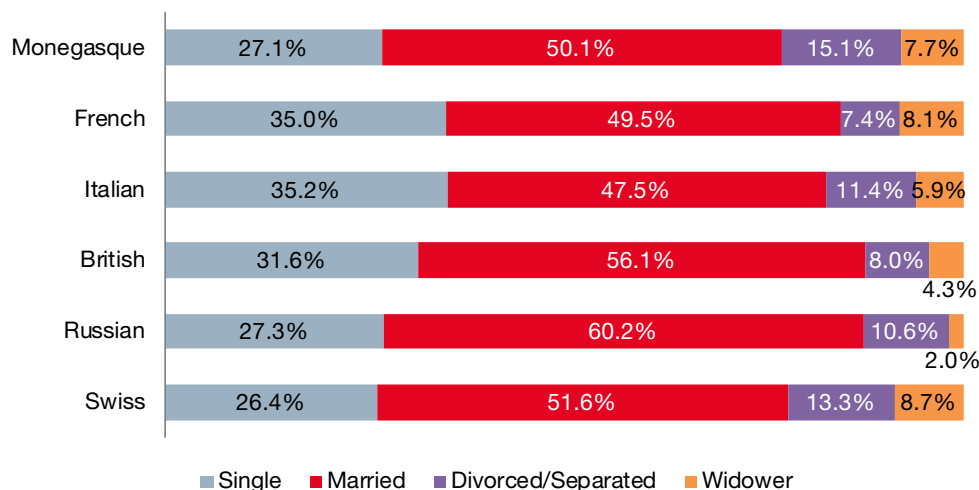
Table 5. Mean age by gender and nationality in 2023

Nationality	Men	Women	Total
Monegasque	42.2	47.6	45.1
French	43.0	49.3	46.3
Italian	49.4	48.2	48.9
British	50.7	46.9	49.0
Russian	40.2	39.6	39.8
Swiss	54.1	55.9	54.9

Source: Monaco Statistics – 2023 Population census

The average age of nationals of the first four nationalities is close to the overall figure by two years (47.1 years). Residents of Russian nationality, on the other hand, are considerably younger than the resident population, while Swiss nationals are almost 8 years older on average.

Figure 13. Family situation of residents over the age of majority by nationality in 2023



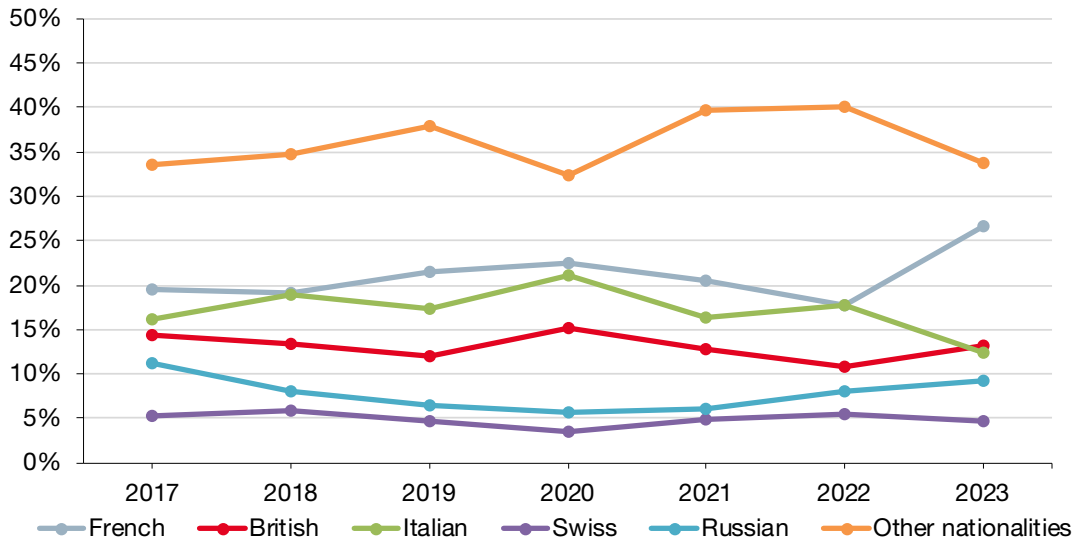
Source: Monaco Statistics – 2023 Population census

British and Russian residents are relatively more likely to be married than those of other nationalities.

## 1.9. More than 5,000 people have moved to Monaco since the last census

Of the people registered in Monaco in 2023, more than 5,000 are non-Monegasque nationals aged over 18 who have settled in the Principality since the previous census. The same main nationalities (French, Italian, British, Russian, and Swiss) are represented among these “new residents”.

Figure 14. Breakdown of residents over the age of majority arrived between 2017 and 2023 by nationality

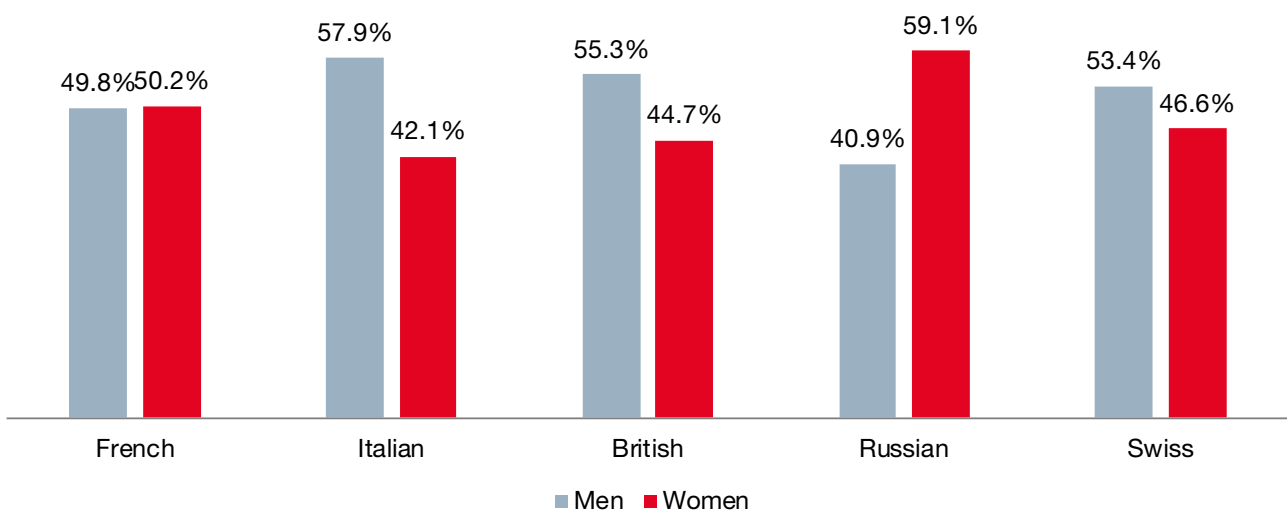


Sources: Police Department, Monaco Statistics – 2023 Population census

26.8% of foreign adults who became residents of Monaco in 2023 were French, compared with just under 20% of those who arrived in 2017. British nationals accounted for between 10% and 15% of new arrivals over the period, followed by Italians until 2022. In 2023, residents of Russian and Swiss nationality represent 9.3% and 4.7% respectively.

The proportion of men and women is balanced overall among all foreign adults arriving in Monaco between 2017 and 2023. However, this distribution varies according to nationality.

Figure 15. Breakdown of residents over the age of majority arriving between 2017 and 2023 by gender and nationality



Sources: Police Department, Monaco Statistics – 2023 Population census

While French adults settled in the Principality since the last census are almost equally divided between men and women, this is not the case for the Italian population, which is clearly more male (almost 58%). British and Swiss residents are also more likely to be men, although to a lesser extent. Conversely, six out of ten adult Russian nationals arriving between 2017 and 2023 are women.

The same applies to the age of new residents: while the mean age at settlement has changed little overall between 2017 and 2023 (settling at around 44), there are differences according to nationality.

**Table 6. Mean age at arrival of residents over the age of majority between 2017 and 2023 by gender and nationality**

	Men	Women	Total
French	38.0	37.9	37.9
Italian	43.9	43.9	43.9
British	48.1	44.8	46.6
Russian	45.0	41.0	42.7
Swiss	51.5	48.4	50.1

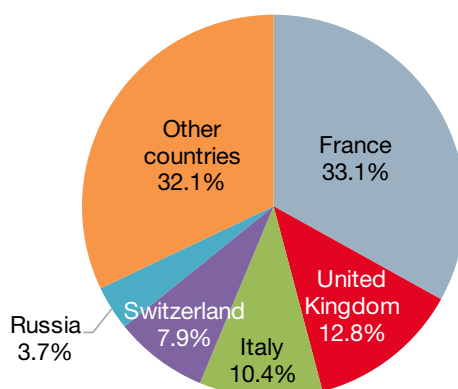
Sources: Police Department, Monaco Statistics – 2023 Population census

With a mean age of 38, French adults who settled after the 2016 census appear to be younger than residents of other nationalities. Swiss nationals, on the other hand, were older when they settled in the Principality, averaging around 50 years old over the period.

While the mean age of recently settled adults of French and Italian nationality is similar for both gender, women are younger among the British, Russian, and Swiss, by an average of 3 to 4 years.

However, analysing arrivals by nationality is not enough to fully reflect the evolution of a community. It is also relevant to consider the country of origin of new residents to get a more complete picture. While almost all (95.2%) of the French adults who settled in Monaco after 2016 came from France, just over half of the Italian nationals (52.1%) came from Italy. The five main countries are still represented, but their rankings vary.

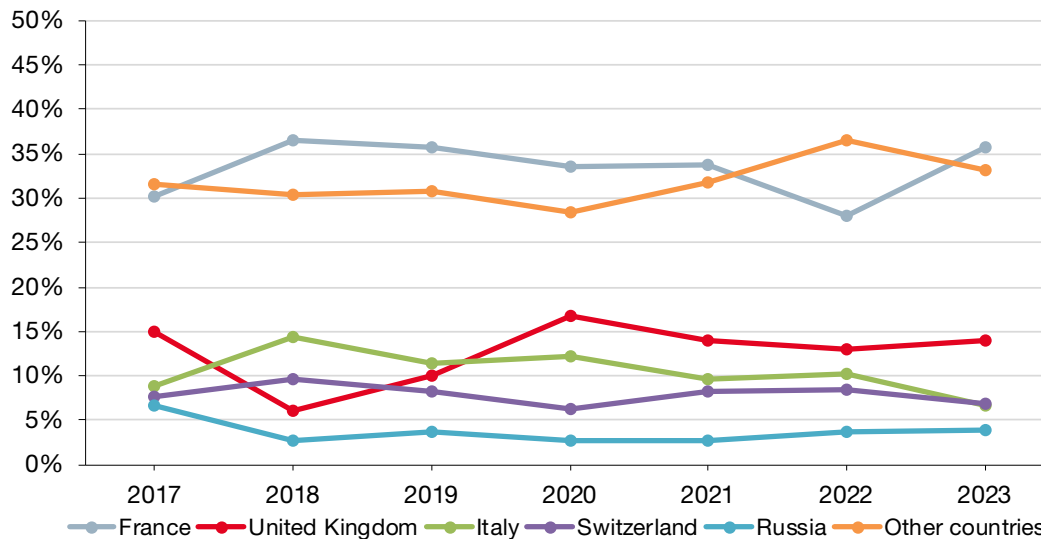
**Figure 16. Breakdown of residents over the age of majority between 2017 and 2023 by country of origin**



Sources: Police Department, Monaco Statistics – 2023 Population census

Nearly a third of foreign residents over the age of majority and settled in Monaco after 2016 came from France, the country of origin with the highest representation. Around one in eight lived in the United Kingdom before arriving in the Principality, and just over one in ten lived in Italy. While Russian nationality accounts for almost 8% of new arrivals between 2017 and 2023, only 3.7% of residents settled during this period come from the Russian Federation. On the other hand, Switzerland as a country of origin is more represented than Swiss nationality (7.9% and 5.0% respectively). Over 32% came from another country.

Figure 17. Breakdown of residents over the age of majority arriving between 2017 and 2023 by country of origin



Sources: Police Department, Monaco Statistics – 2023 Population census

Since the previous census in 2016, France has remained the leading nation of origin for new residents to Monaco, accounting for up to 36.6% of arrivals in 2018. Italy and the United Kingdom successively occupied second place between 2017 and 2022. In 2023, almost 15% of foreign residents over the age of majority who settled in the Principality came from the United Kingdom, compared with 6.7% from Italy, narrowly outstripped by Switzerland (6.8%). Just under 4% previously lived in Russia.

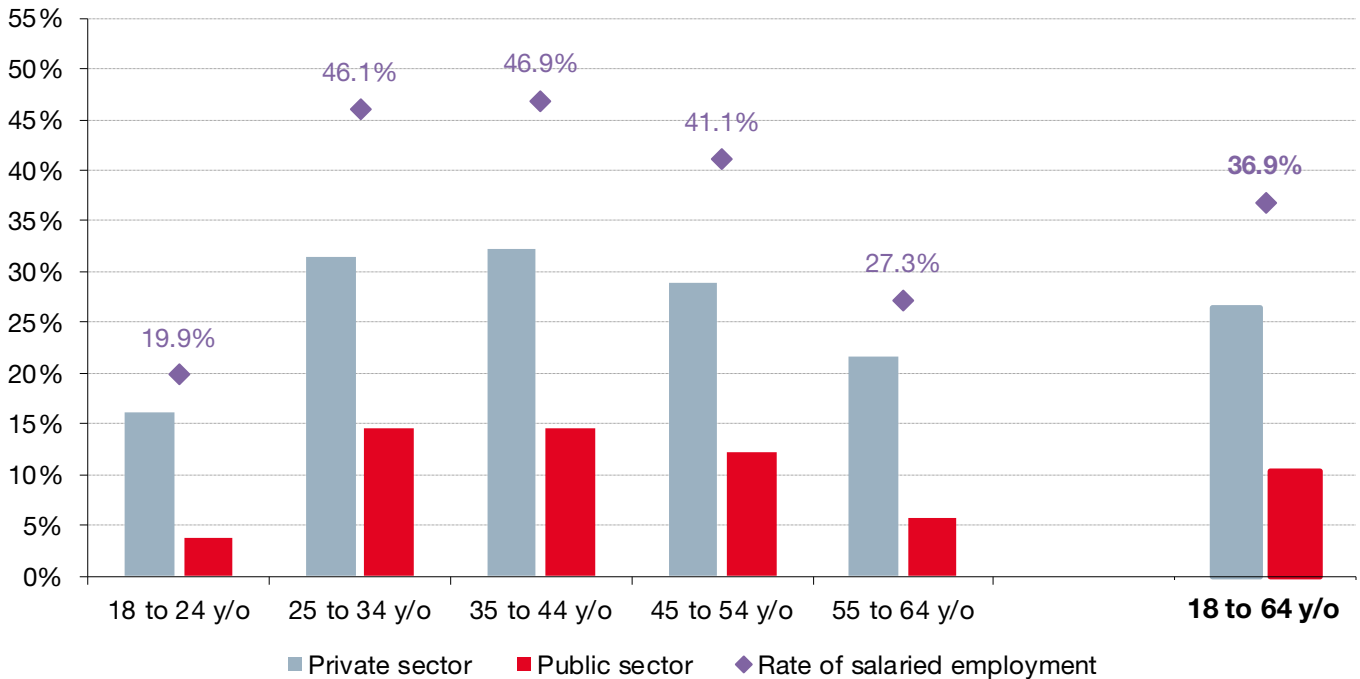


## 1.10. More than a third of residents are employed in Monaco

Surrounded by French municipalities and close to the Italian border, Monaco is a major employment centre on the Côte d'Azur. Monegasque companies and administrations employ over 60,000 people, the majority of whom live outside the Principality.

Among the working people living in Monaco, there is a wide range of professional situations: employees, self-employed, company directors, etc. Moreover, these activities may be carried out in the Principality or abroad. Only residents of Monaco of working age (18–64 years old) who were employed in the Principality in 2023 are considered here.

Figure 18. Rate of salaried employment<sup>2</sup> of Monaco residents by age group and sector in 2023



Sources: *Caisses Sociales de Monaco, Human Resources and Training Department, Monaco Statistics – 2023 Population census*

The rate of salaried employment in Monaco for residents aged 18 to 64 is 36.9% in 2023, with 26.5% working in the private sector and 10.3% in the public sector. The proportion of salaried residents rises with age, peaking between the ages of 35 and 44, before declining for subsequent age groups.

For residents aged between 35 and 44, almost a third are employed in the private sector and 14.6% in the public sector, giving a salaried employment rate of 46.9%.

<sup>2</sup> The salaried employment rate in Monaco for residents is the ratio of the number of residents in salaried employment in Monaco (private or public sector) to the total resident population. It is calculated for the age groups where people are generally in employment, i.e. from 18 to 64 years of age.

## 1.11. Monaco's crèches cater for almost 40% of residents aged 2 or under

The Principality of Monaco has 14 crèches, 12 of which are public, 2 more than in 2016. Under certain conditions, they can welcome young children who are not Monegasque nationals or residents, as it is also the case for schools. Children resident in 2023 who attend a public or private crèche in Monaco are considered here.

Table 7. Share of resident children aged 0 to 2 attending crèches in Monaco by sector in 2016 and 2023

	2016	2023
Share of resident children attending crèches in Monaco	43.9%	38.8%
of which in public crèches	41.0%	33.4%
of which in private crèches	2.9%	5.4%

Sources: Monaco City Hall, Centre Hospitalier Princesse Grace, Monegasque Red Cross, Monaco Statistics – Population censuses

In 2023, 38.8% of children aged 2 and under living in Monaco were enrolled in a crèche, a decrease of more than five percentage points compared to the 2016 census (43.9%).

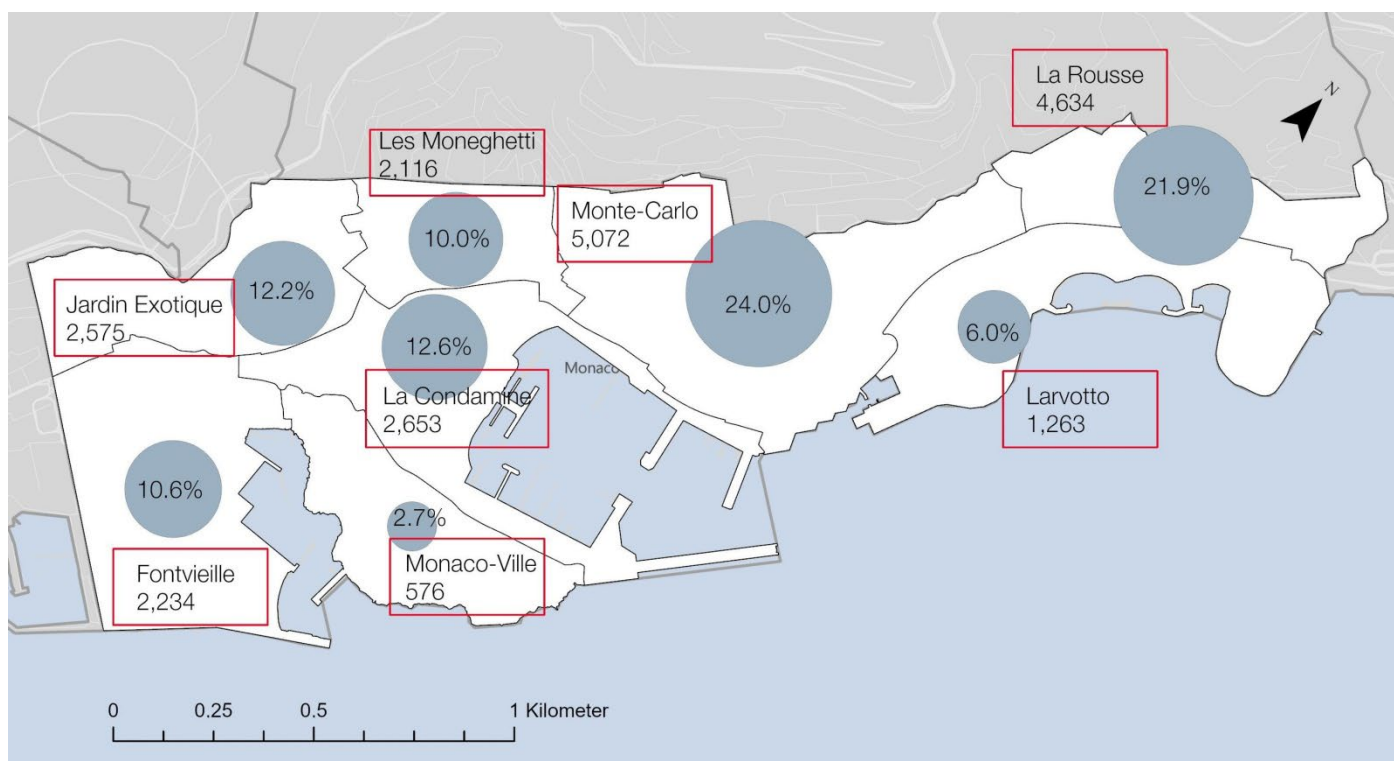
During this period, the proportion of children in public crèches fell by 7.5 points, while the proportion of children in private crèches rose from 2.9% in 2016 to 5.4% in 2023.

## 2. Main characteristics of the housing

### 2.1. More than 21,000 housing units in Monaco in 2023

As well as counting people, the census aims to count residential housing in an area. The register-based approach provides this information and relates to those built by 31 December 2023, thus excluding dwellings whose buildings are under construction or have been demolished. However, as the methodological changes are too significant compared to the 2016 census, only the results for 2023 are presented.

Figure 19. Number and share of housing units per district in 2023



Note: The districts are defined by the Sovereign Order no. 4,481 of 13 September 2013. The “Ravin Sainte-Dévote” has been incorporated into the district “Les Moneghetti”.

Source: Monaco Statistics – 2023 Population census

In 2023, the Principality had 21,123 housing units, both private and state-owned. The Monte-Carlo and La Rousse districts together accounted for almost 10,000 of these, or 45.9%.

Monaco-Ville and Larvotto are the districts with the fewest houses, with 576 and 1,263 units respectively.

The other four districts (La Condamine, Jardin Exotique, Fontvieille and Les Moneghetti) each have between 2,000 and 3,000 housing units.

## 2.2. The vast majority of housing in Monaco is in the private sector

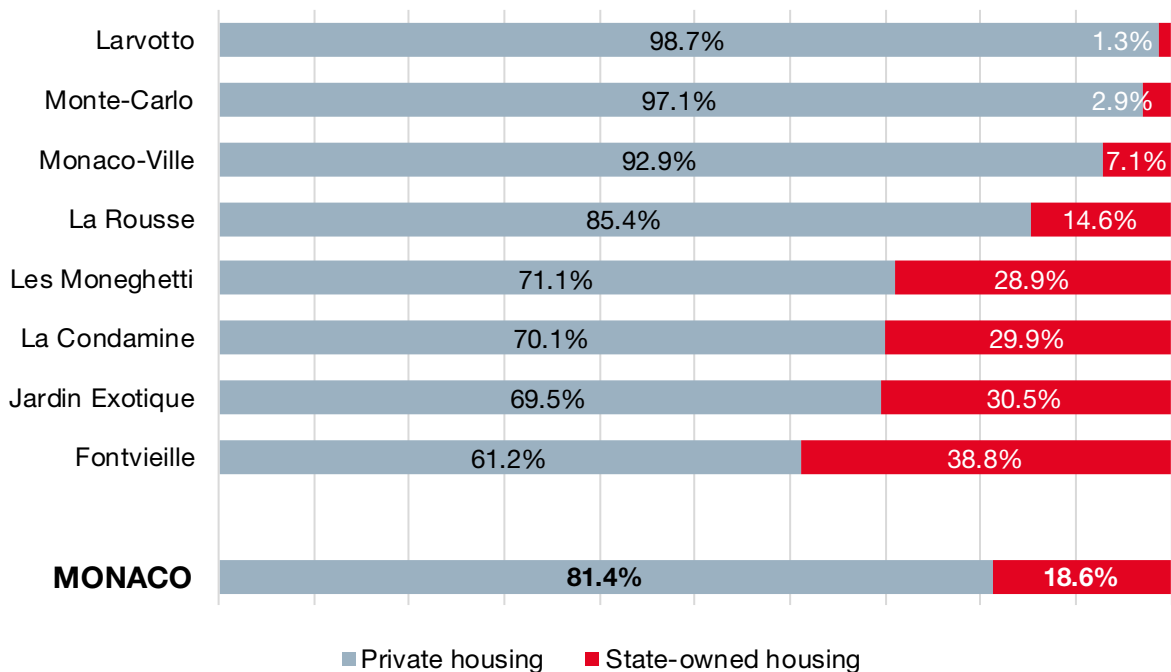
In this section, housing, regardless of its regulatory sector, is differentiated according to its owner: on one hand, the state-owned stock made up of housing belonging to the Monegasque State, and on the other, the private sector.

Table 8. Breakdown of housing units by district and sector in 2023

	Number of private housing	Number of state-owned housing	Total number of housing units
Monte-Carlo	4,924	148	5,072
La Rousse	3,957	677	4,634
La Condamine	1,859	794	2,653
Jardin Exotique	1,789	786	2,575
Fontvieille	1,368	866	2,234
Les Moneghetti	1,505	611	2,116
Larvotto	1,247	16	1,263
Monaco-Ville	535	41	576
<b>Total</b>	<b>17,184</b>	<b>3,939</b>	<b>21,123</b>

Source: Monaco Statistics – 2023 Population census

Figure 20. Breakdown of private and public housing units by district in 2023



Source: Monaco Statistics – 2023 Population census

In 2023, the Principality has over 17,000 private housing units (81.4%) and almost 4,000 state-owned ones (18.6%).

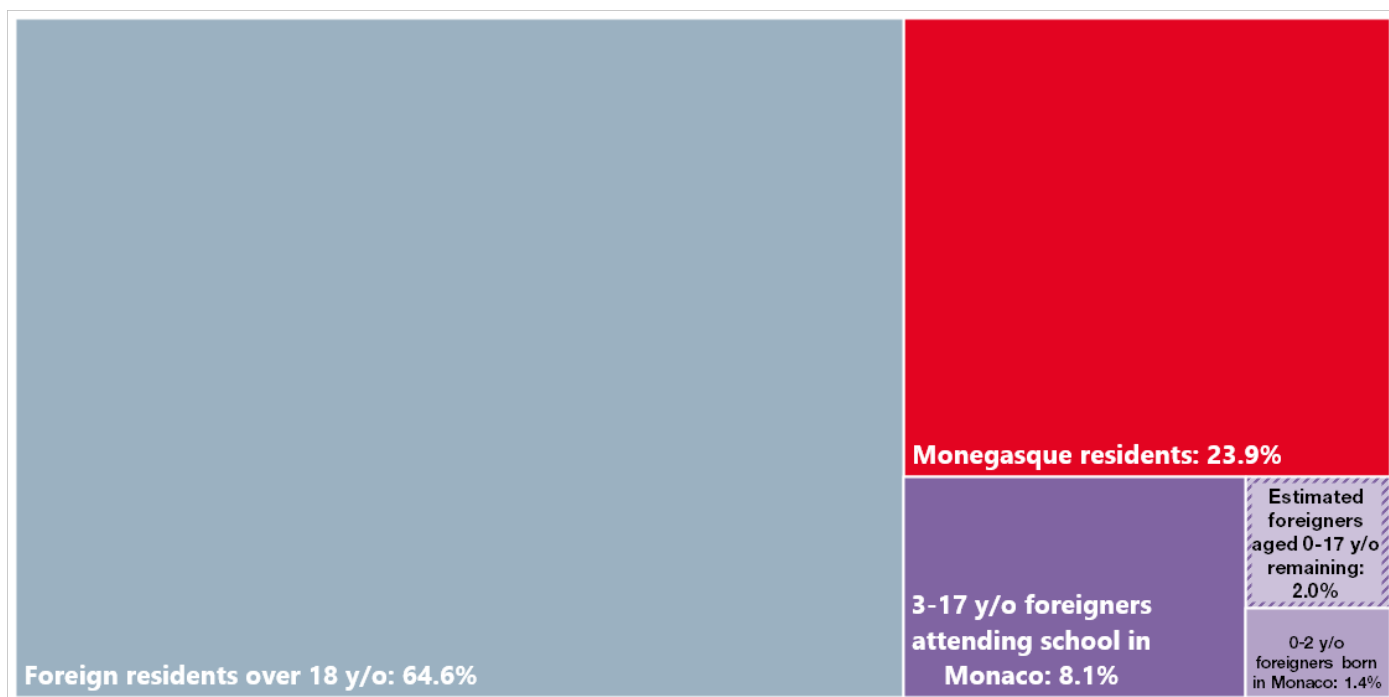
There are significant differences between districts. Fontvieille has the highest proportion of state-owned housing at 38.8%, followed by Jardin Exotique, La Condamine and Les Moneghetti, each of which has around three out of every ten homes owned by the state. Monte-Carlo, despite having more than 5,000 housing units, has only 148 state-owned units, or 2.9%.

## Methodological note

The register-based census involves bringing together the various existing databases and information systems, namely:

- Data on Monegasque nationals from the Civil Status and Nationality Department of Monaco City Hall;
- Data on residence permits issued by the Police Department (Direction de la Sûreté Publique - DSP);
- Data on pupils attending school in Monaco from the Department of Education, Youth and Sport (Direction de l'Éducation Nationale de la Jeunesse et des Sports - DENJS);
- Data on births in Monaco from the Civil Status and Nationality Department of Monaco City Hall.

The remaining population (foreign minors aged 3 to 17 not attending school in the Principality, foreign children born outside Monaco between 2021 and 2023) is estimated on the basis of 2016 census data.



The aim is to obtain a database containing as much common information as possible between the various registers. The variables selected for each observation are as follows:

- age;
- gender;
- the number of different nationalities;
- nationality or nationalities (from 1 to 4, corresponding to the maximum number of multiple nationalities observed for a single resident in the source files used);
- family situation.

## ► Monegasque nationals

The Civil Status and Nationality Department of the Monaco City Hall updates the “sommier” (register of Monegasque nationals), which includes information such as each person's address. **Only Monegasque nationals declaring that they reside in the Principality have been included in this database for the 2023 census.**

The family situation of Monegasques is known only for the complete population, without any details concerning residence. Therefore, for each age/gender combination, the percentage of residents is applied to the breakdown by family situation.

## ► Foreign nationals over the age of 18

The DSP issues a residence permit to any foreign national aged 16 or over wishing to stay in Monaco for more than three months or wishing to take up residence here. To avoid double counting with the register of schoolchildren, **only foreign residents aged 18 and over holding a residence permit have been considered in the 2023 census.**

## ► Foreign nationals aged 3 to 17

### *Foreigners aged 3-17 attending school in Monaco*

The DENJS has a database of all pupils attending school in the Principality of Monaco in the public and private sectors (under contract and not). To avoid double counting, with the residence permit register, **only resident pupils of foreign nationality aged between 3 and 17 inclusive have been included in this database for the 2023 census.**

### *Foreigners aged 3-17 not attending school in Monaco*

Foreign children aged 3 to 17 not attending school in the Principality were estimated using the percentage of children not attending school in the Principality observed in the 2016 Census.

The population aged 3 to 5 was isolated, given the significant variation in this rate at these ages, due to the gradual entry of children into nursery school: 25.3% at 3 years, 13.6% at 4 years and 7.9% at 5 years. The rate observed in 2016 for the population aged 6 to 16 (15.5%) was applied to estimate foreign minors aged 6 to 17 not attending school in the Principality.

## ► Children under 3

The Civil Status and Nationality Department of the Monaco City Hall is also responsible for registering life events occurring in the Principality, such as births. To count children aged 0 to 2 of foreign nationality born and living in the Principality (resident father or mother), **only births occurring in Monaco between 2021 and 2023 have been considered in this database for the 2023 census.**

Finally, the number of foreign children born outside Monaco between 2021 and 2023 was estimated based on the proportion of foreign children aged under one and born outside Monaco recorded in 2016.

The nationality of these children was determined on the basis of the distribution observed among 6-16 year olds, the closest known population in age. Only the 30 most common combinations of nationalities were considered.

## ► Breakdown of residents by district

### *Housings*

Two data sources are used for housing data:

- Address database of the Department of Forward Studies, Urban Planning and Mobility (Direction de la Prospective de l'Urbanisme et de la Mobilité - DPUM), which lists all the buildings in Monaco and the number of private and state-owned housing units in each;
- Export of all state-owned housing from the State Property Authority.

This second source replaces the data relating to public housing in the DPUM address database.

### *Residents*

To estimate the number of residents per district, the distribution of housing units in 2023 and the size of households per district established in the 2016 census were used.

By multiplying the number of housing units by the size of households, a projected population is obtained, from which the distribution by district is determined.

The estimated resident population per district is obtained by applying this breakdown to the actual population of the 2023 census (38,367).

# 2023 Population census

*November 2024*

To read Monaco Statistics publications:  
[monacostatistics.mc/Publications](https://monacostatistics.mc/Publications)

To follow the latest news from Monaco Statistics:  
[monacostatistics.mc/Actualites](https://monacostatistics.mc/Actualites)

To subscribe to the Monaco Statistics newsletter:  
[monacostatistics.mc/Newsletters](https://monacostatistics.mc/Newsletters)

To visit our LinkedIn page:  
[linkedin.com/company/imsee](https://linkedin.com/company/imsee)

INSTITUT MONÉGASQUE DE LA STATISTIQUE ET DES ÉTUDES ÉCONOMIQUES

9 rue du Gabian  
98000 MONACO  
[monacostatistics.mc](https://monacostatistics.mc)

